

Q1. Solar panels are often seen on the roofs of houses.

(a) Describe the action and purpose of a solar panel.


.....
.....
.....
.....

(2)

(b) Photovoltaic cells transfer light energy to electrical energy.

In the UK, some householders have fitted modules containing photovoltaic cells on the roofs of their houses.

Four modules are shown in the diagram.



The electricity company pays the householder for the energy transferred.

The maximum power available from the photovoltaic cells shown in the diagram is $1.4 \times 10^3 \text{ W}$.

How long, in minutes, does it take to transfer 168 kJ of energy?

.....
.....
.....
.....
.....
.....
..... Time = minutes

(3)

(c) When the modules are fitted on a roof, the householder gets an extra electricity meter to measure the amount of energy transferred by the photovoltaic cells.

(i) The diagram shows two readings of this electricity meter taken three months apart.
The readings are in kilowatt-hours (kWh).

21 November

0	0	0	4	4
---	---	---	---	---

21 February

0	0	1	9	4
---	---	---	---	---

Calculate the energy transferred by the photovoltaic cells during this time period.

.....

Energy transferred = kWh

(1)

(ii) The electricity company pays 40p for each kWh of energy transferred.

Calculate the money the electricity company would pay the householder.

.....

.....

Money paid =

(2)

(iii) The cost of the four modules is £6000.

Calculate the payback time in years for the modules.

.....

.....

Payback time = years

(3)

(iv) State an assumption you have made in your calculation in part (iii).

.....
.....

(1)

(d) In the northern hemisphere, the modules should always face south for the maximum transfer of energy.

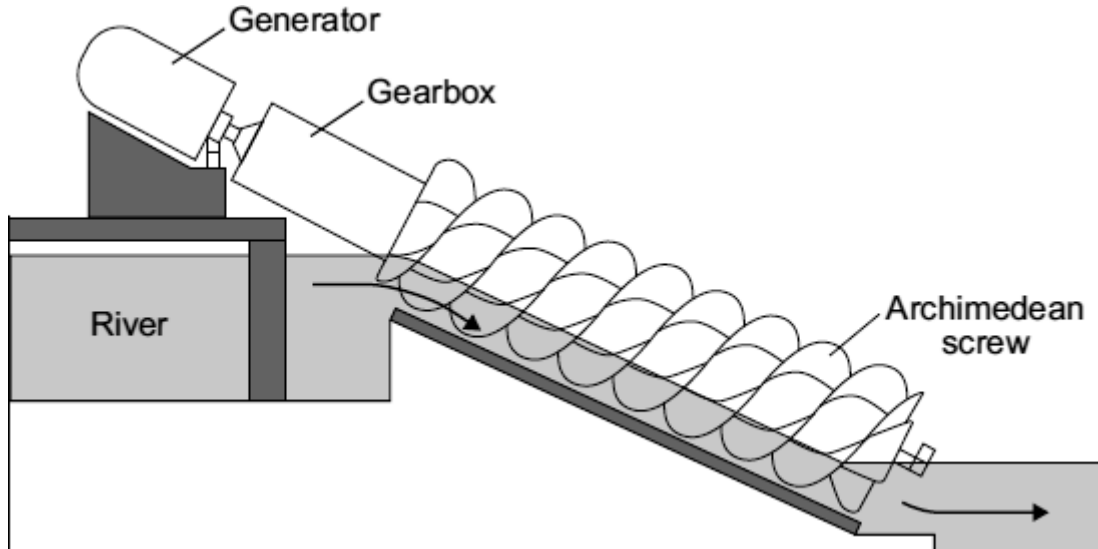
State **one** other factor that would affect the amount of energy transferred during daylight hours.

.....
.....

(1)

(Total 13 marks)

Q2. The diagram shows a small-scale, *micro-hydroelectricity* generator which uses the energy of falling river water to generate electricity. The water causes a device, called an Archimedean screw, to rotate. The Archimedean screw is linked to the generator by a gearbox.



- (a) Each second, the *micro-hydroelectricity* generator transforms 80 000 joules of gravitational potential energy into 60 000 joules of electrical energy.
- (i) Fill in the missing word to complete the energy transformation diagram.



(1)

- (ii) Use the equation in the box to calculate the efficiency of the *micro-hydroelectricity* generator.

$\text{efficiency} = \frac{\text{useful energy transferred by the device}}{\text{total energy supplied to the device}}$

Show clearly how you work out your answer.

.....

Efficiency =

(2)

- (b) The power output from a conventional large-scale hydroelectric power station is 100 000 times more than the power output from a micro-hydroelectric system.

Give **one** disadvantage of a conventional large-scale hydroelectric power station compared to the micro-hydroelectric system.

.....
.....

(1)

- (c) The electricity generated by a micro-hydroelectric system is transferred via a transformer directly to local homes. The electricity generated by a conventional large-scale hydroelectric power station is transferred to the National Grid, which distributes the electricity to homes anywhere in the country.

- (i) What is the National Grid?

.....
.....

(1)

- (ii) Explain why transferring the electricity directly to local homes is more efficient than using the National Grid to distribute the electricity.

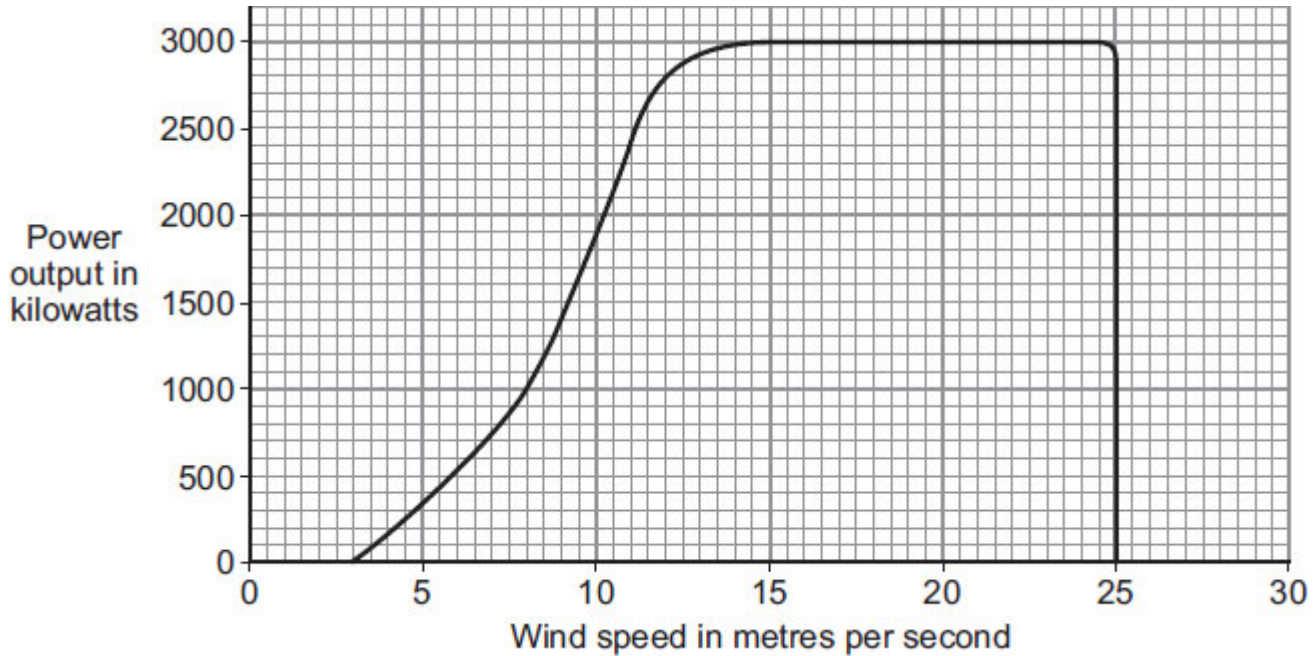
.....
.....
.....
.....

(2)

(Total 7 marks)

Q3. The world's biggest offshore wind farm, built off the Kent coast, started generating electricity in September 2010.

- (a) The graph shows how wind speed affects the power output from one of the wind turbines.



In one 4-hour period, the wind turbine transfers 5600 kilowatt-hours of electrical energy.

Use the data in the graph to calculate the average wind speed during this 4-hour period.

Show clearly how you work out your answer.

.....

.....

.....

.....

Average wind speed = m/s

(3)

- (b) The wind turbines are linked to the National Grid by underwater cables.

- (i) What is the National Grid?

.....

.....

(1)

- (ii) How is the National Grid designed to reduce energy losses during transmission?

.....
.....
.....

(1)

- (c) Read this extract from a newspaper.

Power crisis as island basks in sunshine
The population of a small island off the coast of Scotland decided to generate all their electricity from water and wind. However, they did not predict having a long period of warm, dry weather. A combination of low water levels and hardly any wind has drastically reduced the output from the hydroelectric power station and wind turbines.

Explain **one** way in which the islanders could try to ensure that a similar power crisis does **not** happen in the future.

.....
.....
.....
.....

(2)
(Total 7 marks)

Q4.(a) Nuclear fuels and the wind are two of the energy sources used to generate electricity in the UK.

Explain the advantages of using energy from nuclear fuels to generate electricity rather than using energy from the wind.

Include in your answer a brief description of the process used to generate electricity from nuclear fuels.

.....

.....

.....

.....

.....

.....

.....

.....

(4)

(b) In the UK, most electricity is generated in power stations that emit carbon dioxide into the atmosphere. The impact of these power stations on the environment could be reduced by the increased use of 'carbon capture' technology.

Describe how 'carbon capture' would prevent the build-up of carbon dioxide in the atmosphere.

.....

.....

.....

.....

.....

(2)

(Total 6 marks)

Q5.(a) Solar energy is a *renewable* energy source used to generate electricity.

(i) What is meant by an energy source being *renewable*?

.....
.....

(1)

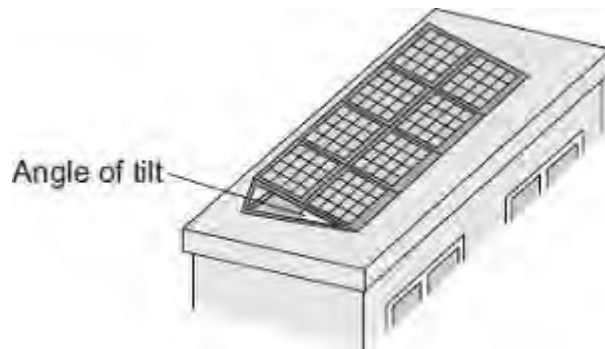
(ii) Name **two** other renewable energy sources used to generate electricity.

1

2

(1)

(b) A householder uses panels of solar cells to generate electricity for his home. The solar cells are tilted to receive the maximum energy input from the Sun.



The data in the table gives the average energy input each second (in J/s), to a 1 m² area of solar cells for different angles of tilt and different months of the year.

Month	Angle of tilt			
	20°	30°	40°	50°
February	460	500	480	440
April	600	620	610	600
June	710	720	680	640
August	640	660	640	580

October	480	520	500	460
December	400	440	420	410

- (i) Use the data in the table to describe how the average energy input to the solar cells depends on the angle of tilt.

.....

.....

.....

.....

(2)

- (ii) The total area of the solar cell panels used by the householder is 5 m².

The efficiency of the solar cells is 0.18.

Calculate the average **maximum** electrical energy available from the solar cell panels each second in June.

Show clearly how you work out your answer.

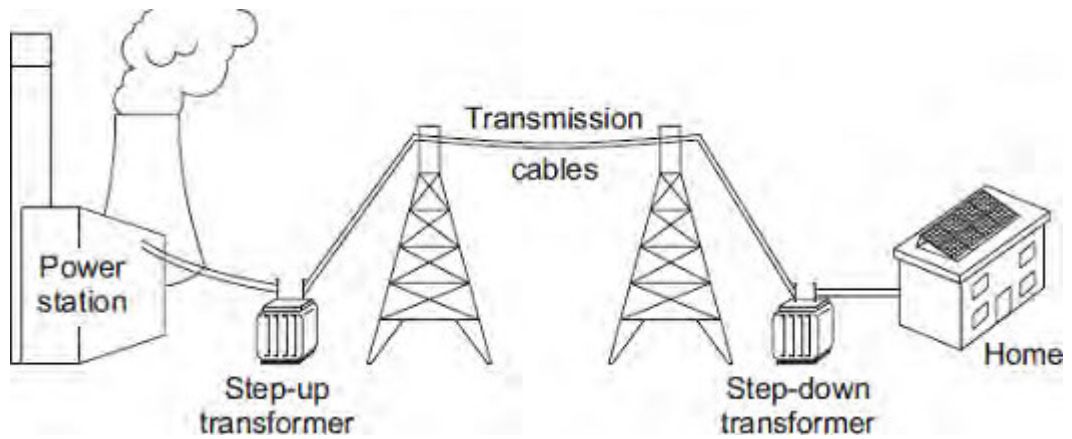
.....

.....

Maximum energy = joules/second

(3)

- (c) The diagram shows part of the National Grid.



- (i) Even though the householder uses solar cells to generate electricity for his home, the home stays connected to the National Grid.

Give **one** reason why the householder should stay connected to the National Grid.

.....

(1)

- (ii) The step-up transformer increases the efficiency of the National Grid.
 Explain how.

.....

(2)

(Total 10 marks)

Q6.(a) In the UK, over 70% of the electricity is generated in power stations that burn fossil fuels.

(i) Explain **one** effect that burning fossil fuels has on the environment.

.....
.....
.....
.....

(2)

(ii) Give **one** way the effect on the environment described in part (a)(i) could be reduced.

Assume the amount of fossil fuels burnt stays the same.

.....
.....

(1)

(b) Electricity can also be generated in a pumped storage hydroelectric power station.

An advantage of pumped storage hydroelectric power stations is the short start-up time they have.

(i) What is the importance of the short start-up time?

.....
.....

(1)

(ii) Give **one** other advantage of a pumped storage hydroelectric power station.

.....
.....

(1)

(c) Read the extract below from a newspaper article.

In the future it may not be possible to have constant electricity. Families will have to get used to using power when it is available.

- (i) In the UK, the proportion of electricity generated using wind turbines is due to increase a lot. Some opponents of wind turbines think this increase will cause big fluctuations in the electricity supply.

Suggest **one** reason why this may be true.

.....
.....

(1)

- (ii) Between 2002 and 2008 the amount of electricity used for lighting in homes in the UK decreased.

Suggest **one** reason why.

.....
.....

(1)

(Total 7 marks)

Q7. About half of the UK's electricity is generated in coal-burning power stations and nuclear power stations.

- (a) Coal-burning power stations and nuclear power stations provide a reliable way of generating electricity.

What is meant by a *reliable way of generating electricity*?

.....
.....

(1)

- (b) Over the next few years, most of the older nuclear power stations in the UK will be closed down, and the process of decommissioning will start.

What does it mean to *decommission* a nuclear power station?

.....
.....

(1)

- (c) Climate change has been strongly linked to the emission of carbon dioxide. Many governments around the world are committed to reducing carbon dioxide emissions.

Generating electricity can increase carbon dioxide emissions.

The companies generating electricity could reduce carbon dioxide emissions.

Give **two** ways the companies could do this.

1

.....

2

.....

(2)

- (d) Electricity is distributed from power stations to consumers along the National Grid.

The voltage across the overhead cables of the National Grid needs to be much higher than the output voltage from the power station generators.

Explain why.

.....

.....

.....

.....

.....

.....

(3)
(Total 7 marks)